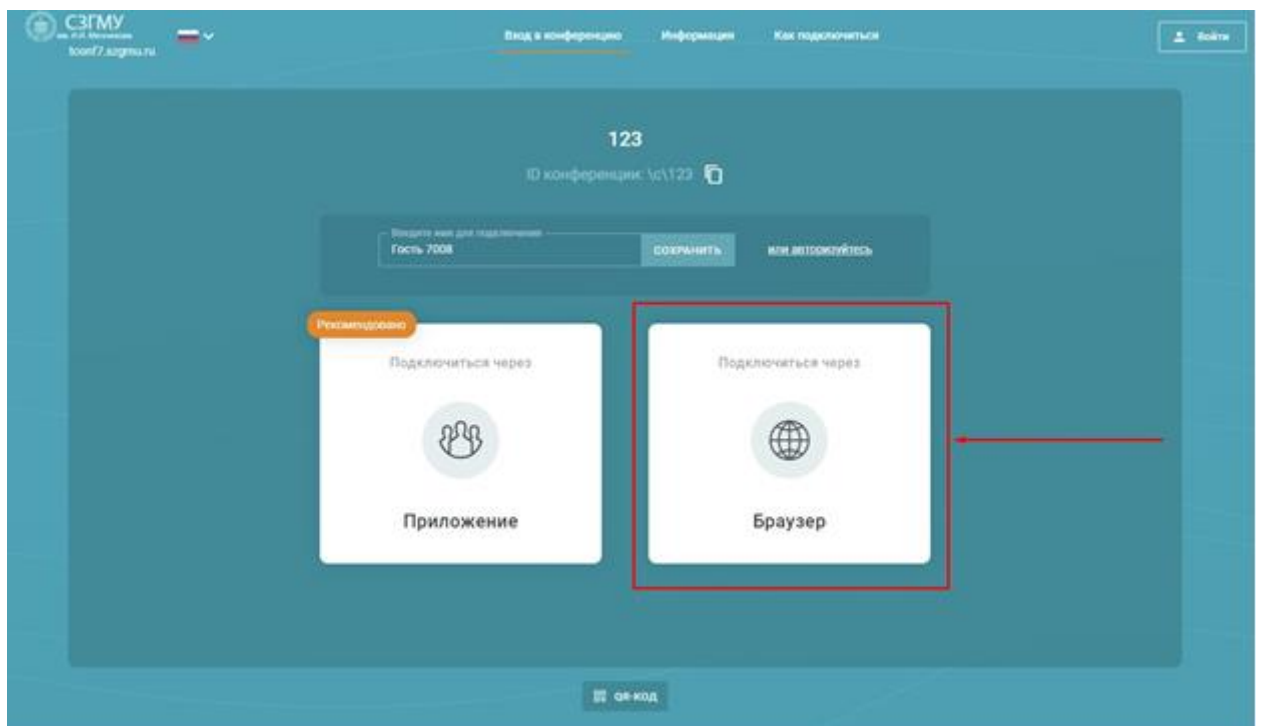


Dear applicants!

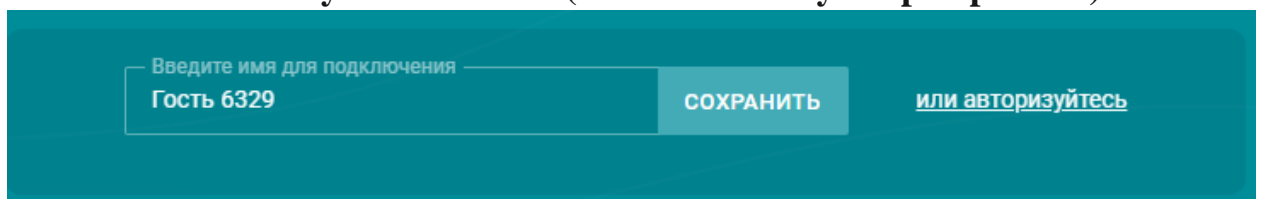
In order to pass entrance exams, please ensure the availability of Internet, video and audio access:

- Internet access speed – not less than 1 Mbit/s;
- Video- /web camera resolution is not lower than 640x480p;
- Availability of an inbuilt or external microphone in good order.

For identity verification, you should join the video meeting following the link emailed to you. Once you have accessed the link, click on the **Browser («Браузер»)** button:



then enter your full name (as indicated in your passport/ID):

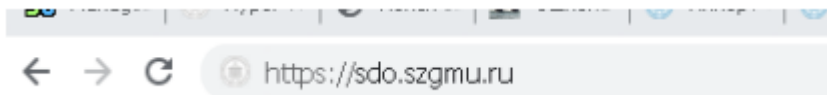


Allow the browser to use your peripherals (camera and microphone)

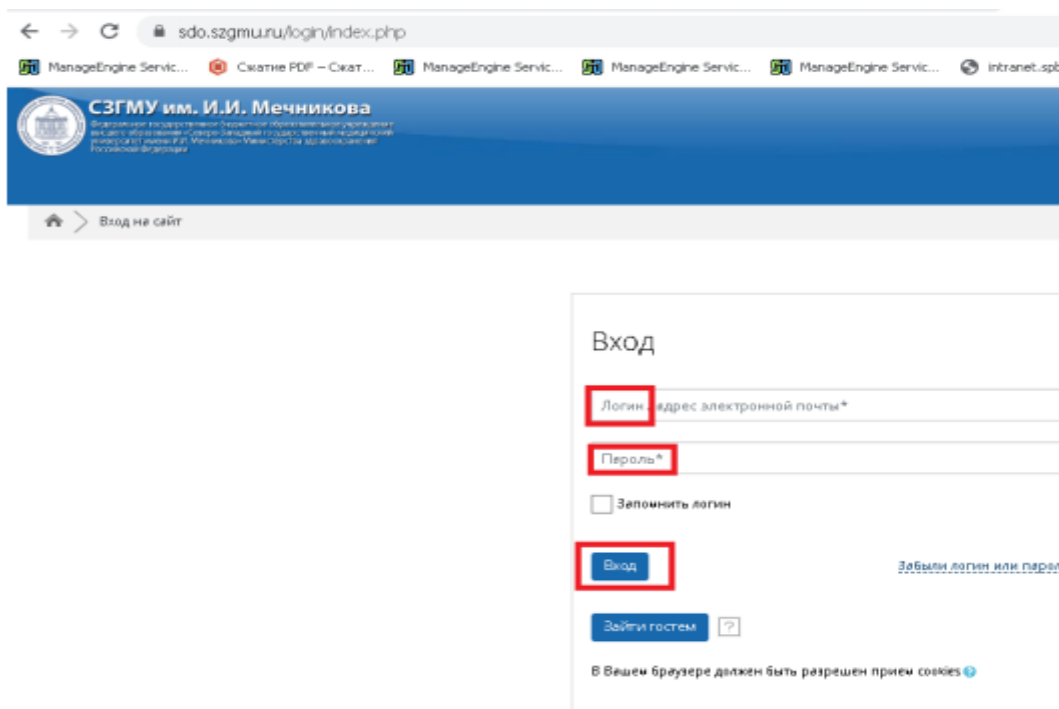
Please prepare your passport or other identification document to verify your identity

If you have problems with connection, download the **AnyDesk** remote desktop software <https://download.anydesk.com> and contact 8 (812) 303-51-14 ext. 3 (Mon-Fri)

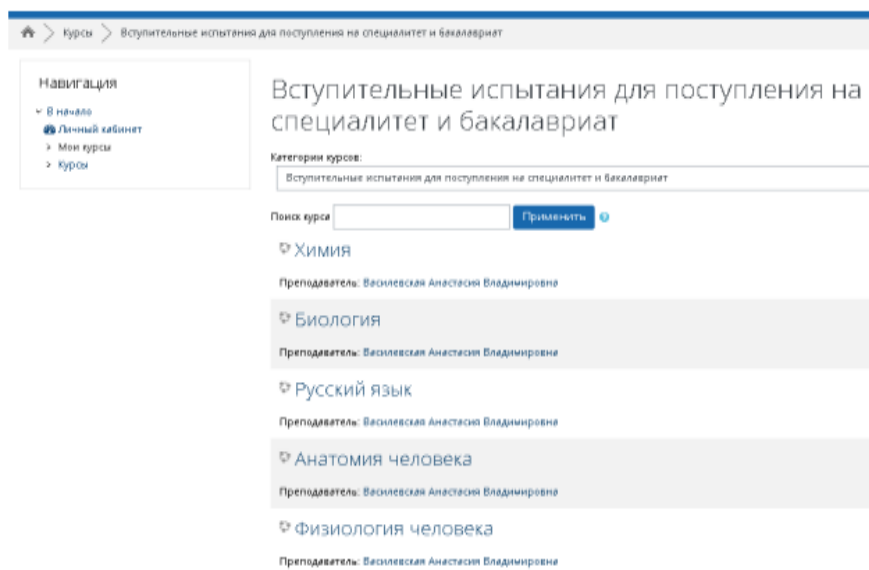
Once the examiner has verified your identity, enter <https://sdo.szgmu.ru/> in the address bar of the browser:



After clicking on the link, a dialog box will appear. There you should enter your **Username and Password** emailed to the address given in your application. Then click the «Вход» button as showed on the picture below:



After logging in to the MOODLE e-learning system, you will see the sections you have access to. Please select the exam you are taking today



You will have 120 minutes to complete the test assignments

In case of technical difficulties, contact

3035053@szgmu.ru

(in the subject line indicate your full name)

Test results will be available on the University website in the section

"Education" - "Admissions Department" – “Admission to bachelor’s/specialist’s/master’s programs” – "Results of the entrance test"

(«Образование» - «Приёмная комиссия» - «Прием в бакалавриат/специалитет/магистратуру» - «Результаты вступительных испытаний, проводимых Университетом самостоятельно»)

no later than the third business day after the entrance test